


## 11.1 Ready-to-connect contact units for test purposes LKE 600-LKV-S8-T and LKE 600-LKT-S8-T




### Ready-to-connect contact unit LKV-S8-T type LKE 600

2-6 contact modules type LKV

Pneumatic central opening button

Dimensions: Cover plate 160 x 114 x 3 mm

Housing 115 x 69 mm / installation depth 45 mm




### Ready-to-connect contact unit LKT-S8-T type LKE-600

2-6 contact modules type LKT

Pneumatic central opening button

Dimensions: Cover plate 160 x 114 x 3 mm

Housing 115 x 69 mm / installation depth 45 mm



#### Function LKV-S8-modules

The contact is made by inserting the line into the bonding outlet. The process is triggered by a control tappet which will be pressed down approx. 1 mm by the conductor. Once your product has been tested, the central opening button is used to open the modules.

#### Technical data

Housing block plastic POM black, 2-6 contact modules

Pitch 10 mm Pneumatic connection 6 bar.

Flat plug electrical connections 6.3 x 0.8 mm

Diameter of cable holders 1.5 to 4.0 mm

Cover plates, black or light gray, to be selected.

#### Function LKT-S8-modules

The contact opening is closed when the compressed air is switched on.

After pressing the LKT button, the cable can be plugged in. When releasing the button, the cable makes contact.

Once your product has been tested, the central opening button is used to open the modules.

#### Technical data

Housing block plastic POM black, 2-6 contact modules

Pitch 10 mm Pneumatic connection 6 bar.

Flat plug electrical connections 6.3 x 0.8 mm

Diameter of cable holders 1.5 to 4.0 mm

Cover plates, black or light gray, to be selected.